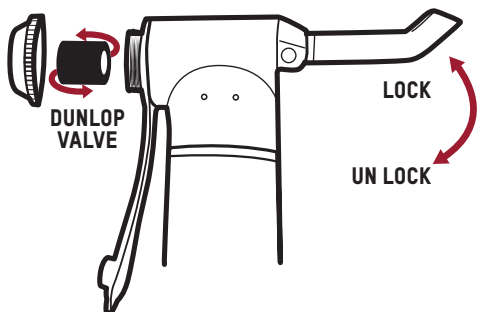


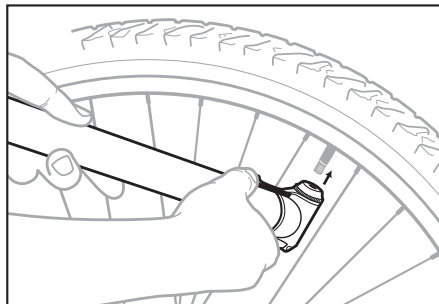
OUTPOST HV ANYVALVE™

Mini-Pump

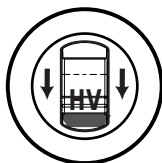
Part# 7064108




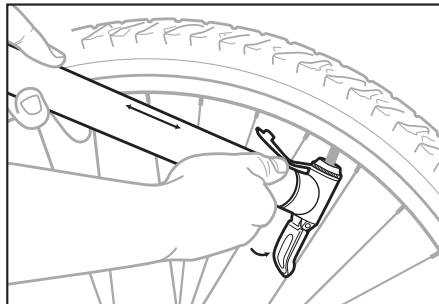
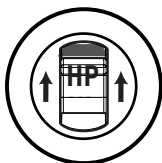
Press pump head onto valve. Flip lever into the lock position. Begin pumping. Push lever down to release.



**HIGH
VOLUME**



**HIGH
PRESSURE**



- ▲ CAUTION:** DO NOT OVER INFLATE! ALWAYS FOLLOW RECOMMENDED AIR PRESSURE AS INDICATED ON TIRE SIDEWALL OR ITEM YOU ARE INFLATING.
- ▲ WARNING:** BEFORE EVERY RIDE, MAKE SURE BRACKET AND PUMP ARE SECURE AND DO NOT INTERFERE WITH SAFE OPERATION OF BICYCLE (BRAKING, STEERING, PEDALING, ETC). PERIODICALLY CHECK AIR PRESSURE TO AVOID DAMAGE. KEEP AWAY FROM SMALL CHILDREN!

Visit us at blackburndesign.com for product updates.

Blackburn 

5550 Scotts Valley Drive, Scotts Valley, Ca 95066
Customer Service: 1-800-456-2355
Blackburndesign.com
Printed in China

**LIFETIME
WARRANTY**