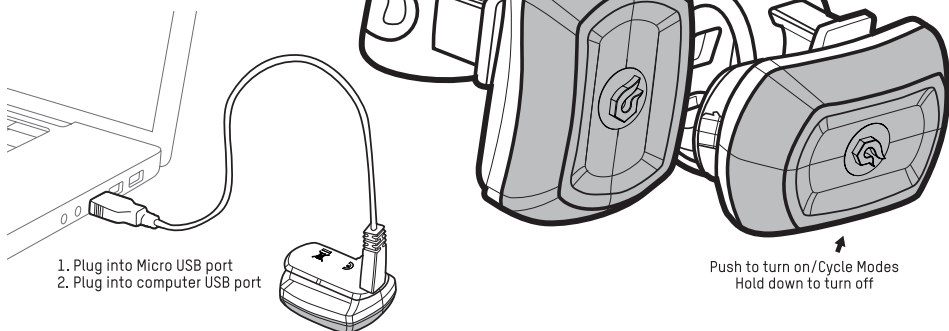


# 2'FER™ FRONT OR REAR Light

Part# 7064519

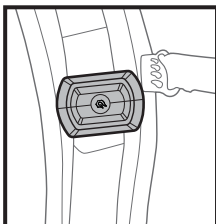
Part# 7064521 (2 PACK)



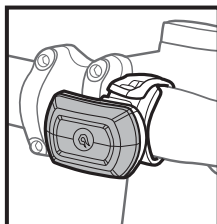
1. Plug into Micro USB port
2. Plug into computer USB port

Push to turn on/Cycle Modes  
Hold down to turn off

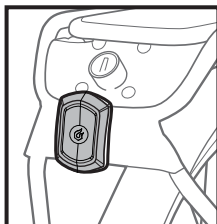
On Pack Strap



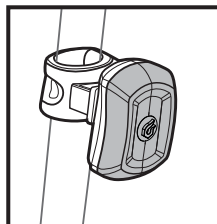
On Handlebar



On Rear Rack



On Seat Post



## 2'FER FRONT™

60 Lumen White LEDs

FL 1 STANDARD	HIGH	STROBE
	<b>60</b>	<b>60</b>
	LUMENS	LUMENS
	<b>1.5</b>	<b>5</b>
	hrs	hrs
	<b>15</b>	<b>15</b>
	cd	cd
	<b>7</b>	<b>7</b>
	Meters	Meters



## 2'FER REAR™

20 Lumen Red LEDs

FL 1 STANDARD	HIGH	STROBE
	<b>20</b>	<b>20</b>
	LUMENS	LUMENS
	<b>1.5</b>	<b>5</b>
	hrs	hrs
	<b>4</b>	<b>4</b>
	cd	cd

The light indicator will blink when charging.

When charging is complete the light indicator with flash green

GREEN = 100% to 75% Battery Capacity  
ORANGE = 75% to 25% Battery Capacity  
RED = <25% Battery Capacity

When battery capacity is 25-35 minutes or less, red indicator light will remain on constant until light reaches 0% or turns off in the selected mode.

**MAKE SURE TO FULLY CHARGE LIGHT BEFORE FIRST USE.**

Visit us at [blackburndesign.com](http://blackburndesign.com) for product updates.



Customer Service: 1-800-456-2355

[Blackburndesign.com](http://Blackburndesign.com)

Printed in China

**⚠ WARNING:** Potential choking hazard to children. This light is extremely bright—do not aim directly into eyes. UK ONLY: When used for cycling, this light should be used in conjunction with a British Standard 6102/3 cycle light. White LEDs intended for front use only, red LEDs intended for rear use only.

**LIFETIME  
WARRANTY**