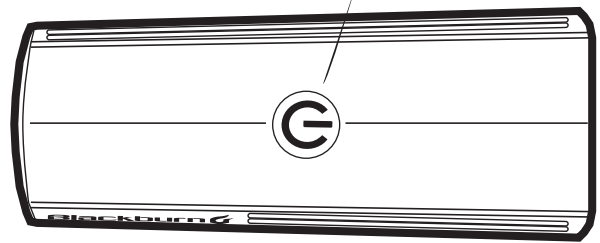


# DAYBLAZER 550™


## USB Rechargeable Front Light

### Part# 7134751

Push to turn on / Cycle Modes / Hold down to turn off



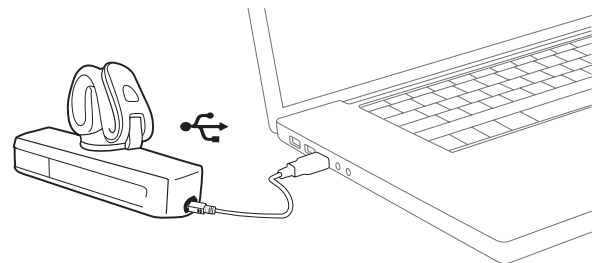
1. Push button to power on.
  2. Click to cycle modes.
  3. Hold down 1 second to power off.
- Light powers back on in the last mode used.



The light indicator will blink when charging.  
 When charging is complete the light indicator with flash green.  
 GREEN = 100% to 75% Battery Capacity  
 ORANGE = 75% to 25% Battery Capacity  
 RED = <25% Battery Capacity  
 When battery capacity is 25-35 minutes or less, red indicator light will remain on constant until light reaches 0% or turns off in the selected mode.  
**MAKE SURE TO FULLY CHARGE LIGHT BEFORE FIRST USE**

FL 1 STANDARD	BLITZ	HIGH	LOW	PULSE	STROBE
	<b>550</b> LUMENS	<b>275</b> LUMENS	<b>75</b> LUMENS	<b>100</b> LUMENS	<b>65</b> LUMENS
	<b>1</b> hr	<b>1.5</b> hrs	<b>5</b> hrs	<b>5.5</b> hrs	<b>12</b> hrs
	<b>1000</b> cd	<b>380</b> cd	<b>150</b> cd	<b>175</b> cd	<b>140</b> cd
	<b>IP-67</b> Dust and Water Resistance	<b>1m</b>			

Plug into Micro USB port / Plug into computer USB port



Includes: 1 LiPo Battery, 1 USB Cable, 1 Manual

Ask your retailer for full warranty policy or visit [www.blackburndesign.com/warranty](http://www.blackburndesign.com/warranty)  
 Visit us at [blackburndesign.com](http://blackburndesign.com) for product updates

**⚠ WARNINGS:** Potential choking hazard to children. This light is extremely bright—do not aim directly into eyes. UK ONLY: When used for cycling, this light should be used in conjunction with a British Standard 6102/3 cycle light.

**Blackburn**  
 Customer Service: 1-800-456-2355  
[Blackburndesign.com](http://Blackburndesign.com)

**LIMITED  
 LIFETIME  
 WARRANTY**  
 2-YEAR WARRANTY

**UK  
 CA**

**CE**

**RoHS  
 Compliant**



This equipment has been tested and found to comply with the limits for a Class B digital device, pursuant to Part 15 of the FCC Rules. These limits are designed to provide reasonable protection against harmful interference in a residential installation. This equipment generates, uses and can radiate radio frequency energy and, if not installed and used in accordance with the instructions, may cause harmful interference to radio communications. However, there is no guarantee that interference will not occur in a particular installation. If this equipment does cause harmful interference to radio or television reception, which can be determined by turning the equipment off and on, the user is encouraged to try to correct the interference by one or more of the following measures: • Reorient or relocate the receiving antenna. • Increase the separation between the equipment and receiver. • Connect the equipment into an outlet on a circuit different from that to which the receiver is connected. • Consult the dealer or an experienced radio/TV technician for help. Shielded interface cable must be used with the equipment in order to comply with the limits for a digital device pursuant to Subpart B of Part 15 of FCC Rules. Specifications and designs are subject to change without any notice or obligation on the part of the manufacturer.